


APD110C-RP



POWER
YOUR
FUTURE

110 kVA / 88 kW
POWERED by CUMMINS

DIESEL GENERATING SET 400/230 V - 50 Hz - 3 Phase

MODEL			APD110C-RP
Power Pf. 0.8	Standby	kVA	110
		kW	88
	Prime	kVA	100
		kW	80

Standby: Continuous running at variable load for duration of an emergency. No overload is permitted on these ratings. In accordance with ISO 3046 .
Prime: Continuous running at variable load for unlimited periods with 10% overload available for 1 hour in any 12 hour period. In accordance with ISO 8528,ISO 3046.

- ✓ High quality, reliable and complete power unit
- ✓ Compact design
- ✓ Easy start and maintenance possibility
- ✓ Every generating set is subject to a comprehensive test program which includes full load testing, checking and provision of all control and safety shut down functions testing
- ✓ Fully engineered with a wide range of options and accessories: Canopy, sound proof canopy and on-road trailer



Manufacturer reserves the right to make changes in model, technical specifications, color, equipment and accessories without prior notice.

ENGINE

CUMMINS

CUMMINS		
Model		6BT5.9G2
Engine Power Output at rated rpm	kWm	92
	HP	123
Aspiration and Cooling		Turbocharged
Total Displacement	Litre	5.9
No. of Cylinders and Build		6- Inline
Engine Speed	rpm	1500
Bore and Stroke	mmxmm	102x120
Compression Ratio		17.3:1
Governor		Electronic
Fuel Consumption at full load	L/hr	22
Fuel Tank Capacity	Litre	Canopy: 550
Oil Capacity	Litre	16.4
Coolant Capacity	Litre	34.9
Radiator Cooling Air	m ³ /min	136
Air Intake – Engine	m ³ /min	6.48
Exhaust Gas Flow	m ³ /min	16.8
Sound Level(1M)	dBA	77
Sound Level(7M)	dBA	65

- ✓ Heavy duty Cummins diesel engine
- ✓ Four stroke, water cooled, turbocharged
- ✓ Direct injection fuel system
- ✓ Electronic Governor system
- ✓ 12/24 V D.C. starter and charge alternator
- ✓ Replaceable fuel filter, oil filter and dry element air filter
- ✓ Cooling radiator and fan
- ✓ Starter battery (with lead acid) including Rack and Cables
- ✓ Flexible fuel connection hoses and manual oil sump drain valve
- ✓ Industrial capacity exhaust silencer and steel bellows
- ✓ Jacket water heater(at automatic models)
- ✓ Operation manuals and circuit diagram documents

STAMFORD ALTERNATOR UCI274C

Design	Brushless single bearing, revolving field
Stator	2/3 pitch
Rotor	Single bearing, flexible disc
Insulation System	Class H
Standard Temperature Rise	125 - 163°C Continuous
Exciter Type	Self Excited
Phase Rotation	A (U), B (V), C (W)
Alternator Cooling	Direct drive centrifugal blower fan
AC Waveform Total Harmonic Distortion	No load < 1.5%. Non distorting balanced linear load < 5%
Telephone Influence Factor (TIF)	<50 per NEMA MG1-22.43
Telephone Harmonic Factor (THF)	<2%

- ✓ Brushless, single bearing system, flexible disc, 4 poles
- ✓ Insulation class H
- ✓ Standard degree of protection IP23
- ✓ Self-exciting and self-regulating
- ✓ Impregnation with tropicalised epoxy varnish
- ✓ Solid state Automatic Voltage Regulator
- ✓ Stator winding with 2/3 pitch for improved harmonics

CONTROL SYSTEM

Control supervision and protection panel is mounted on the genset base frame.
The control panel is equipped as follows:

1. Auto Mains Failure Control Panel

Panel equipments:

- ✓ Control with AMF module
- ✓ Static battery charger
- ✓ Emergency stop push button

a) Product description:

- ✓ Single Gen-set controller for stand-by and prime power applications
- ✓ All-in-one intuitive & powerful PC tool for configuration/monitoring/control, locally or remotely
- ✓ Easy to install, configure and use



IntelLite 4 AMF 9

b) Product description:

- ✓ Stand-by and prime-power application in one unit
- ✓ 8 binary outputs, 8 + 1 binary inputs, 3 analog inputs (U/I/R)
- ✓ +5 V output reference for analog inputs
- ✓ 2 high-current E-Stop binary outputs
- ✓ 1 slot for extension plug-in module (Modbus, Internet, SMS, inputs/outputs)
- ✓ Extension CAN modules
- ✓ ECU support (Tier 4 Final, Stage V)
- ✓ RTC with battery back-up (full calendar)
- ✓ Power over USB for controller configuration
- ✓ Zero power mode
- ✓ True RMS measurement
- ✓ In-built PLC, complemented with a PLC monitoring tool in IntelliConfig
- ✓ Full remote communications support (AirGate 2.0, WSV)
- ✓ Internet access using Ethernet / 4G, Modbus TCP/RTU, SNMP v1/v2c
- ✓ Active SMS and emails
- ✓ Detailed history log with up to 150 records
- ✓ Dual Mutual Standby application support
- ✓ Remote display
- ✓ User setpoints and protections
- ✓ 5 languages in the controller & Translator functionality
- ✓ User Access Management
- ✓ Cyber security improvement
- ✓ Alternative configurations
- ✓ Multi-purpose schedulers
- ✓ 3 maintenance timers
- ✓ Modbus register mapping possibility
- ✓ Fuel pump management
- ✓ Run Hours source selector
- ✓ Cut-out: 172 × 112 mm

2. Power Outlet Terminal Board Mounted on the Gen-set Base Frame

OPTIONAL EQUIPMENTS

Diesel Engine

- ✓ Oil heater

Alternator

- ✓ 3/4 Pole Output Circuit Breaker
- ✓ Anti-condensation Heater

Panel

- ✓ Charge ammeter
- ✓ Transfer Switch 3Pole
- ✓ Transfer Switch 4 Pole
- ✓ Earth Fault ,single set

Accessories

- ✓ Bulk fuel tank
- ✓ Automatic filling system
- ✓ Fuel-water separator filter
- ✓ Low fuel level alarm
- ✓ Residential silencer
- ✓ Enclosure or sound proof canopy
- ✓ Trailer
- ✓ Manual oil drain pump
- ✓ Tool kit for maintenance

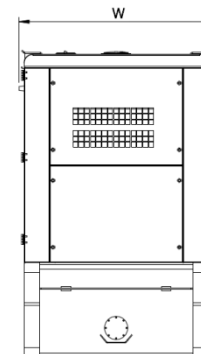
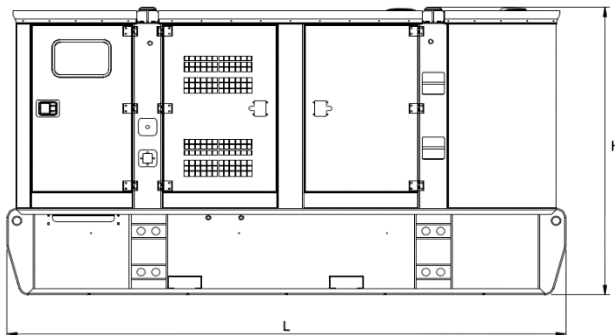
CHASSIS

- ✓ The complete gen-set is mounted as whole on a heavy-duty fabricated, steel base frame
- ✓ Anti-vibration pads are fixed between the engine/ alternator feet and the base frame
- ✓ Base frame design incorporates an integral fuel tank (Up to 750 kVA)
- ✓ The generating set can be lifted or carefully pushed / pulled by the base frame
- ✓ Dial type fuel gauge and drain plug on the fuel tank
- ✓ Forklift pockets within base frame (up to 500kVA)

DIMENSIONS

OPEN TYPE		
DIMENSIONS (LxWxH)	mm	N/A
DRY WEIGHT	kg	N/A
SOUND ATTENUATED TYPE		
DIMENSIONS (LxWxH)	mm	3400x1163x1823
DRY WEIGHT	kg	2100 kg

CANOPY(RAL-1015)



- ✓ All canopy parts are designed with modular principles
- ✓ Without welding assembly
- ✓ Doors on each side
- ✓ All metal canopy parts are painted by electrostatic polyester powder paint
- ✓ Exhaust silencer is protected against environment influences
- ✓ Thermally insulated engine exhaust system
- ✓ Emergency stop push button is installed outside of the canopy
- ✓ Easy lifting and moving
- ✓ Easy maintenance and operation